



PCT

WORLD INTELLECTUAL PROPERTY ORGANIZATION
International Bureau

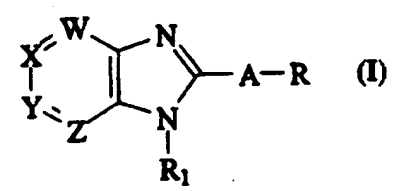
INTERNATIONAL APPLICATION PUBLISHED UNDER THE PATENT COOPERATION TREATY (PCT)

(51) International Patent Classification ⁶ : A61K 31/425	A1	(11) International Publication Number: WO 97/12615 (43) International Publication Date: 10 April 1997 (10.04.97)
<p>(21) International Application Number: PCT/US96/15857</p> <p>(22) International Filing Date: 2 October 1996 (02.10.96)</p> <p>(30) Priority Data: 60/005,201 5 October 1995 (05.10.95) US</p> <p>(71) Applicant (for all designated States except US): WARNER-LAMBERT COMPANY [US/US]; 201 Tabor Road, Morris Plains, NJ 07950 (US).</p> <p>(72) Inventors; and (75) Inventors/Applicants (for US only): TRIVEDI, Bharat, Kalidas [IN/US]; 36955 Aldergate Court, Farmington Hills, MI 48335 (US). ROTH, Bruce, David [US/US]; 49255 Hunt Club Court, Ann Arbor, MI 48170 (US). PADIA, Janak, Khimchand [US/US]; 3802 Fieldcrest Lane, Ypsilanti, MI 48197 (US).</p> <p>(74) Agents: RYAN, M., Andrea; Warner-Lambert Company, 201 Tabor Road, Morris Plains, NJ 07950 (US) et al.</p>	<p>(81) Designated States: AL, AU, BB, BG, BR, CA, CN, CZ, EE, GE, HU, IL, IS, JP, KE, KR, LK, LR, LS, LT, LV, MG, MK, MN, MW, MX, NO, NZ, PL, PT, RO, SD, SG, SI, SK, TR, TT, UA, UG, US, UZ, VN, Eurasian patent (AM, AZ, BY, KG, KZ, MD, RU, TJ, TM), European patent (AT, BE, CH, DE, DK, ES, FI, FR, GB, GR, IE, IT, LU, MC, NL, PT, SE).</p> <p>Published <i>With international search report. Before the expiration of the time limit for amending the claims and to be republished in the event of the receipt of amendments.</i></p>	

(54) Title: BENZIMIDAZOLE DERIVATIVES AS 15-LO INHIBITORS

(57) Abstract

Benzimidazole derivatives of formula (I) or a pharmaceutically acceptable salt thereof are MCP-1 antagonists and are thus useful in the treatment of inflammation, atherosclerosis, restenosis, and immune disorders such as arthritis and transplant rejection, where W, X, Y and Z can be independently C-R₂, C-R₃, C-R₄, C-R₅ or N; A is a 5 or 6 member heterocyclic ring containing at least one of N, O or S.



FOR THE PURPOSES OF INFORMATION ONLY

Codes used to identify States party to the PCT on the front pages of pamphlets publishing international applications under the PCT.

AM	Armenia	GB	United Kingdom	MW	Malawi
AT	Austria	GE	Georgia	MX	Mexico
AU	Australia	GN	Guinea	NE	Niger
BB	Barbados	GR	Greece	NL	Netherlands
BE	Belgium	HU	Hungary	NO	Norway
BF	Burkina Faso	IE	Ireland	NZ	New Zealand
BG	Bulgaria	IT	Italy	PL	Poland
BJ	Benin	JP	Japan	PT	Portugal
BR	Brazil	KE	Kenya	RO	Romania
BY	Belarus	KG	Kyrgystan	RU	Russian Federation
CA	Canada	KP	Democratic People's Republic of Korea	SD	Sudan
CF	Central African Republic	KR	Republic of Korea	SE	Sweden
CG	Congo	KZ	Kazakhstan	SG	Singapore
CH	Switzerland	LI	Liechtenstein	SI	Slovenia
CI	Côte d'Ivoire	LK	Sri Lanka	SK	Slovakia
CM	Cameroon	LR	Liberia	SN	Senegal
CN	China	LT	Lithuania	SZ	Swaziland
CS	Czechoslovakia	LU	Luxembourg	TD	Chad
CZ	Czech Republic	LV	Latvia	TG	Togo
DE	Germany	MC	Monaco	TJ	Tajikistan
DK	Denmark	MD	Republic of Moldova	TT	Trinidad and Tobago
EE	Estonia	MG	Madagascar	UA	Ukraine
ES	Spain	ML	Mali	UG	Uganda
FI	Finland	MN	Mongolia	US	United States of America
FR	France	MR	Mauritania	UZ	Uzbekistan
GA	Gabon			VN	Viet Nam

-1-

BENZIMIDAZOLE DERIVATIVES AS 15-LO INHIBITORS

FIELD OF THE INVENTION

5

The present invention relates to novel compounds and medical methods of treatment of inflammation, atherosclerosis and restenosis. More particularly, the present invention concerns the use of novel benzimidazole derivatives.

10

BACKGROUND OF THE INVENTION

Lipoxygenases are nonheme iron-containing enzymes that catalyze the oxygenation of certain polyunsaturated fatty acids such as lipoproteins. Several different lipoxygenase enzymes are known, each having a characteristic oxidation action. One specific lipoxygenase, namely 15-LO, has been detected in atherosclerotic lesions in mammals, specifically rabbit and man. The enzyme, in addition to its role in oxidative modification of lipoproteins, is important in the inflammatory reaction in the atherosclerotic lesion. Indeed, 15-LO has been shown to be induced in human monocytes by the cytokine IL-4, which is known to be implicated in the inflammatory process.

15

20

25

30

We have now found that inhibitors of 15-LO are especially useful to prevent and treat inflammation and atherosclerosis. While there are several lipoxygenase enzymes, specific inhibition of 15-LO is important in the inflammatory and atherosclerosis process. All that is required according to this invention is to administer a 15-

-2-

LO inhibitor, and especially one that is a specific 15-LO inhibitor.

SUMMARY OF THE INVENTION

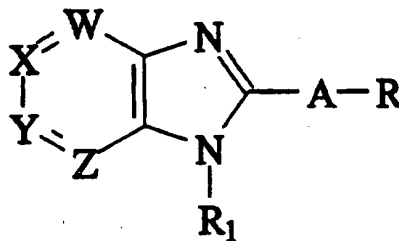
5

Accordingly, a first embodiment of the present invention provides a method of treatment of chronic or acute inflammatory disease, atherosclerosis and restenosis in mammals in need thereof comprising administering to such mammal an effective amount of a benzimidazole of Formula I or a pharmaceutically acceptable salt thereof:

10

FORMULA I

15



20

25 where W, X, Y and Z can be independently C-R₂, C-R₃, C-R₄, C-R₅ or N;

R₂, R₃, R₄ and R₅ can be independently H,

C₁₋₂₀ alkyl,

30 halogen,

CN,

nitro,

-SO₂H,

-SO₂ lower alkyl of from 1-4 carbon atoms,

-3-

-SO₂NR₆R₇,

alkoxy of from 1-4 carbon atoms;

-SH,

-(CH₂)_nNR₆R₇,

5 -N(R₆)C(O)NR₇R₈,

-N(R₆)C(S)NR₇R₈,

-N(R₆)(CH₂)_nNR₇R₈

-(CH₂)_nCONR₆R₇,

-(CH₂)_nOR₆,

10 -(CH₂)_nCO₂R₆,

-(CH₂)_nOC(O)R₆, or

-CF₃;

n is an integer of from 0 to 4;

R₁ can be H or lower alkyl of from 1-4 carbon
15 atoms;

A is a 5 or 6 member heterocyclic ring containing
at least one of N, O, or S which is substituted by
R and may be substituted by R₁₂ wherein;

R and R₁₂ can be independently R₂ as described
20 above,

cycloalkyl of from 5 to 12 carbon atoms or
bicyclic ring structure of from 6 to 12 atoms,
either with up to 3 substituents as R₂,

25 mono or polyaryl of from 6 to 10 carbon atoms
with up to 3 substituents as R₂,

mono or polyheterocyclic of from 5 to 10 atoms
having at least one N, O or S atom and up to 3
substituents as R₂,

30 additionally, R and R₁₂ when taken together can
form

a mono- or bicyclic ring of from 4 to 10 carbon
atoms which may be substituted by R₄ or R₅ or an
amino group;

R₆, R₇ and R₈ can also be independently hydrogen,

-4-

saturated (1-12 carbon atoms) or unsaturated (2-12 carbon atoms) hydrocarbon with terminal functionality of $-NR_9R_{10}$ or nitrogen heterocycle of from 5 to 7 atoms or piperidine with nitrogen or oxygen in position 4 on the ring;

R_9 and R_{10} can be independently H, alkyl of from 1-4 carbon atoms or benzyl; or

a pharmaceutically acceptable salt thereof.

A still further and second embodiment of the present invention is a method of treatment of atherosclerosis in mammals in need thereof comprising administering to such mammal an effective amount of a compound selected from the group consisting of: a compound of formula I in combination with one or more agents selected from the group consisting of:

- (a) ACAT inhibitor;
- (b) HMG-CoA reductase inhibitor;
- (c) Lipid regulator; and
- (d) Bile acid sequestrant;

or a pharmaceutically acceptable salt thereof.

Also, the invention is directed to the novel compositions of Formula I.

Finally, the present invention is directed to a pharmaceutical composition for administering an effective amount of a compound of Formula I in unit dosage form in the treatment methods mentioned above.

DETAILED DESCRIPTION OF THE INVENTION

In the compounds of Formula I, the term "lower alkyl" means a straight or branched hydrocarbon radical having from 1 to 4 carbon atoms and

-5-

includes, for example, methyl, ethyl, n-propyl, isopropyl, n-butyl, sec-butyl, isobutyl or tert-butyl.

5 The term "lower alkoxy" is O-alkyl as defined above for alkyl.

"Halogen" is fluorine, chlorine, bromine, or iodine.

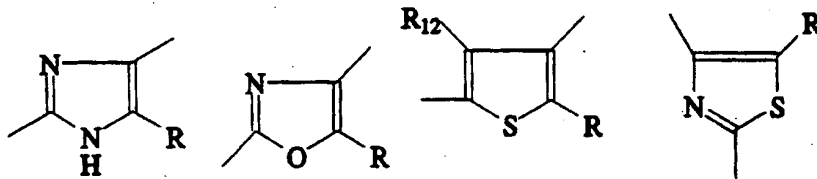
Heterocycle is defined as five or six-membered mono, bicyclic or fused ring structures which may
10 contain one or more heteroatom such as N, O or S; examples of heterocycle are pyridine, thiophene, pyrimidine, pyridazine, pyrazole, thiazole, oxazole, indole, N-alkylindole, quinoline, quinazoline, quinazolinone, piperidine,
15 morpholine, piperazine, pyrrolidine and the like. Substitutents can be hydrogen, alkyl of from 1-4 carbon atoms; cycloalkyl of from 5-7 carbon atoms, SR_6 , $(CH_2)_n-NR_6R_7$, CN, $-COOR_6$, $-(CH)_nOR_6$, $-CONR_6R_7$, $-COR_6$, $-(CH)_nCONR_6R_7$,
20 $SO_2NR_6R_7$, $NHCOR_6$, NR_6CONR_7 where R_6 , R_7 and n are as defined above.

Some preferred heterocyclic materials for A are shown in Formula II where the benzimidazole ring structure and the R substituent thereto can
25 be on either position on the heterocyclic ring as shown by the bonds from the rings;

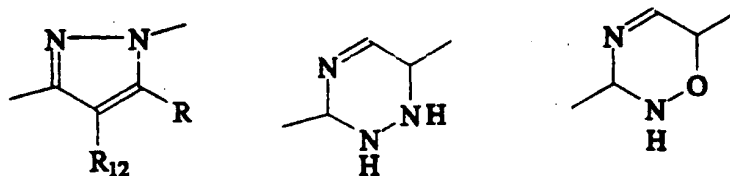
-6-

FORMULA II

5



10



15

The term "mammal" includes animals and humans.

Some of the compounds of Formula I are capable
 20 of further forming both pharmaceutically
 acceptable acid addition and/or base salts. All
 of these forms are within the scope of the present
 invention.

Pharmaceutically acceptable acid addition
 25 salts of the compounds of Formula I include salts
 derived from nontoxic inorganic acids such as
 hydrochloric, nitric, phosphoric, sulfuric,
 hydrobromic, hydriodic, hydrofluoric, phosphorous,
 and the like, as well as the salts derived from
 30 nontoxic organic acids, such as aliphatic mono-
 and dicarboxylic acids, phenyl-substituted
 alkanolic acids, hydroxy alkanolic acids,
 alkanedioic acids, aromatic acids, aliphatic and
 aromatic sulfonic acids, etc. Such salts thus

-7-

include sulfate, pyrosulfate, bisulfate, sulfite, bisulfite, nitrate, phosphate, monohydrogenphosphate, dihydrogenphosphate, metaphosphate, pyrophosphate, chloride, bromide, iodide, acetate, trifluoroacetate, propionate, caprylate, isobutyrate, oxalate, malonate, succinate, suberate, sebacate, fumarate, maleate, mandelate, benzoate, chlorobenzoate, methylbenzoate, dinitrobenzoate, phthalate, benzenesulfonate, toluenesulfonate, phenylacetate, citrate, lactate, maleate, tartrate, methanesulfonate, and the like. Also contemplated are salts of amino acids such as arginate and the like and gluconate, galacturonate (see, for example, Berge S.M., et al., "Pharmaceutical Salts," J. Pharma. Sci., 1977;66:1).

The acid addition salts of said basic compounds can be prepared by contacting the free base form with a sufficient amount of the desired acid to produce the salt in the conventional manner. The free base form may be regenerated by contacting the salt form with a base and isolating the free base in the conventional manner. The free base forms differ from their respective salt forms somewhat in certain physical properties such as solubility in polar solvents, but otherwise the salts are equivalent to their respective free base for purposes of the present invention.

Pharmaceutically acceptable base addition salts can be formed with metals or amines, such as alkali and alkaline earth metals or organic amines. Examples of such metals used as cations are sodium, potassium, magnesium, calcium, and the like. Examples of suitable amines are N,N'-

dibenzylethylenediamine, chlorprocaine, choline, diethanolamine, dicyclohexylamine, ethylenediamine, N-methylglucamine, and procaine (see Berge, Supra, 1977).

5 The base addition salts of said acidic compounds can be prepared by contacting the free acid form with a sufficient amount of the desired base to produce the salt in the conventional manner. The free acid form may be regenerated by
10 contacting the salt form with an acid and isolating the free acid in the conventional manner. The free acid forms differ from their respective salt forms somewhat in certain physical properties such as solubility in polar solvents,
15 but otherwise the salts are equivalent to their respective free acid for purposes of the present invention.

 Certain of the compounds of the present invention can exist in unsolvated forms as well as
20 solvated forms, including hydrated forms and are intended to be encompassed within the scope of the present invention.

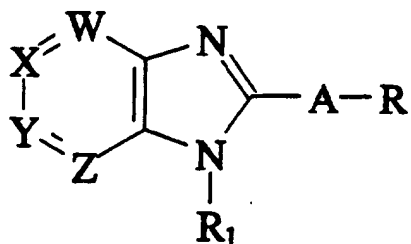
 Certain of the compounds of the present invention possess one or more chiral centers and
25 each center may exist in the R(D) or S(L) configuration. The present invention includes all enantiomeric and epimeric forms as well as the appropriate mixtures thereof.

 A preferred compound of the first embodiment
30 used in the method of the present invention is a compound formula I of:

- 9 -

FORMULA I

5



10

where W, X, Y and Z can be independently C-R₂,
C-R₃, C-R₄, C-R₅ or N;

15 R₂, R₃, R₄ and R₅ can be independently
H,

C₁₋₂₀ alkyl,

halogen,

CN,

nitro,

20 -SO₂H,

-SO₂ lower alkyl of from 1-4 carbon atoms,

-SO₂NR₆R₇,

alkoxy of from 1-4 carbon atoms;

-SH,

25 - (CH₂)_nNR₆R₇,

-N(R₆)C(O)NR₇R₈,

-N(R₆)C(S)NR₇R₈,

-N(R₆)(CH₂)_nNR₇R₈

- (CH₂)_nCONR₆R₇,

30 - (CH₂)_nOR₆,

- (CH₂)_nCO₂R₆,

- (CH₂)_nOC(O)R₆, or

-CF₃;

n is an integer of from 0 to 4;

-10-

R₁ can be H or lower alkyl of from 1-4 carbon atoms;

A is a 5 or 6 member heterocyclic ring containing at least one of N, O, or S which is substituted by

5 R and may be substituted by R₁₂ wherein;

R and R₁₂ can be independently R₂ as described above,

cycloalkyl of from 5 to 12 carbon atoms or bicyclic ring structure of from 6 to 12 atoms,

10 either with up to 3 substituents as R₂,

mono or polyaryl of from 6 to 10 carbon atoms with up to 3 substituents as R₂,

mono or polyheterocyclic of from 5 to 10 atoms having at least one N, O or S atom and up to 3

15 substituents as R₂,

additionally, R and R₁₂ when taken together can form

a mono- or bicyclic ring of from 4 to 10 carbon atoms which may be substituted by R₄ or R₅ or an amino group;

20

R₆, R₇ and R₈ can also be independently hydrogen, saturated (1-12 carbon atoms) or unsaturated (2-12 carbon atoms) hydrocarbon with terminal

functionality of -NR₉R₁₀ or nitrogen heterocycle of

25 from 5 to 7 atoms or piperidine with nitrogen or oxygen in position 4 on the ring;

R₉ and R₁₀ can be independently H, alkyl of from 1-4 carbon atoms or benzyl; or

a pharmaceutically acceptable salt thereof.

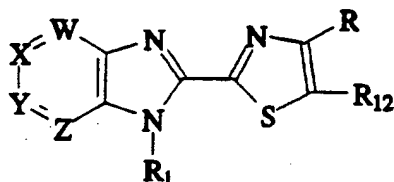
30

Examples of preferred benzimidazoles are Formula III as follows:

-11-

FORMULA III

5



10

15

where W, X, Y, Z, R, R₁ and R₁₂ are as described above.

20

Some preferred compounds of Formula III are where R is a substituted phenyl group, especially when R₁₂ is hydrogen or halogen.

Some additional preferred compounds of Formula III are where any one of W, X, Y or Z is nitrogen.

25

A benzimidazole compound can be administered to a mammal (e.g., a human) alone or in conjunction with (before, along with or subsequent to) one or more other benzimidazole compounds or another agent to be administered.

30

Preferred compounds used in the second embodiment of the present invention include one or more agents selected from the group consisting of an acyl CoA:cholesterol acyltransferase (ACAT) inhibitor; 3-hydroxy-3-methylglutaryl-coenzyme A reductase (HMG-CoA reductase) inhibitor; lipid regulator; and bile acid sequestrant.

-12-

Examples of ACAT inhibitors include DL-melinamide disclosed in British Patent 1,123,004 and Japan. J. Pharmacol., 1986;42:517-523; 2,2-dimethyl-N-(2,4,6-trimethoxyphenyl)dodecanamide disclosed in U.S. Patent 4,716,175; N-[2,6-bis(1-methylethyl)phenyl]-N'-[[1-(4-dimethylaminophenyl)cyclopentyl)methyl]urea disclosed in U.S. Patent 5,015,644; 2,6-bis(1-methylethyl)phenyl[[2,4,6-tris(1-methylethyl)phenyl]acetyl]sulfamate disclosed in copending U.S. Patent Application Serial Number 08/233,932 filed April 13, 1994; and the like. U.S. Patents 4,716,175 and 5,015,644 and U.S. Patent Application Serial Number 08/233,932 and British Patent 1,123,004 and Japan. J. Pharmacol., 1986;42:517-523 are hereby incorporated by reference.

Examples of HMG-CoA reductase inhibitors include lovastatin disclosed in U.S. Patent 4,231,938; pravastatin disclosed in U.S. Patent 4,346,227; simvastatin disclosed in U.S. Patent 4,444,784; fluvastatin disclosed in U.S. Patent 4,739,073; atorvastatin disclosed in U.S. Patents 4,681,893 and 5,273,995; and the like. U.S. Patents 4,231,938; 4,346,227; 4,444,784; 4,681,893; 4,739,073 and 5,273,995 are hereby incorporated by reference.

Examples of bile acid sequestrants include colestipol disclosed in U.S. Patents 3,692,895 and 3,803,237; cholestyramine disclosed in U.S. Patent 3,383,281 and Casdorff R. in Lipid Pharmacology., 1976;2:222-256, Paoletti C., Glueck J., eds. Academic Press, NY; and the like. U.S. Patents

-13-

3,692,895; 3,803,237 and 3,383,281 and R. Casdorff, supra, 1976, are hereby incorporated by reference.

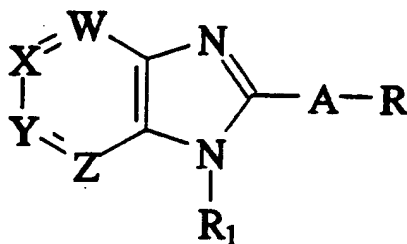
5 Examples of lipid regulators include gemfibrozil described in U.S. Patent 3,674,836; bezafibrate disclosed in U.S. Patent 3,781,328; clofibrate disclosed in U.S. Patent 3,262,850; fenofibrate disclosed in U.S. Patent 4,058,552; niacin disclosed in McElvain, et al., Org. Syn.,
10 1925;4:49; and the like. U.S. Patents 3,674,836; 3,781,328; 3,262,850 and 4,058,552 and McElvain, et al., Org. Syn., 1925;4:49 are hereby incorporated by reference.

15 Methods of preparing ACAT inhibitors, HMG-CoA reductase inhibitors, lipid regulators, and bile acid sequestrants used in the second embodiment of the present invention are disclosed in the aforementioned references.

20 The invention is also concerned with compounds as benzimidazole derivatives:

A compound of formula I

FORMULA I



where W, X, Y and Z can be independently C-R₂, C-R₃, C-R₄, C-R₅ or N;

-14-

- R_2 , R_3 , R_4 and R_5 can be independently
 H,
 C_{1-20} alkyl,
 halogen,
 5 CN,
 nitro,
 -SO₂H,
 -SO₂ lower alkyl of from 1-4 carbon atoms,
 -SO₂NR₆R₇,
 10 alkoxy of from 1-4 carbon atoms;
 -SH,
 -(CH₂)_nNR₆R₇,
 -N(R₆)C(O)NR₇R₈,
 -N(R₆)C(S)NR₇R₈,
 15 -N(R₆)(CH₂)_nNR₇R₈
 -(CH₂)_nCONR₆R₇,
 -(CH₂)_nOR₆,
 -(CH₂)_nCO₂R₆,
 -(CH₂)_nOC(O)R₆, or
 20 -CF₃;
 n is an integer of from 0 to 4;
 R_1 can be H or lower alkyl of from 1-4 carbon
 atoms;
 A is a 5 or 6 member heterocyclic ring containing
 25 at least one of N, O, or S which is substituted by
 R and may be substituted by R₁₂ wherein;
 R and R₁₂ can be independently R₂ as described
 above,
 cycloalkyl of from 5 to 12 carbon atoms or
 30 bicyclic ring structure of from 6 to 12 atoms,
 either with up to 3 substituents as R₂,
 mono or polyaryl of from 6 to 10 carbon atoms
 with up to 3 substituents as R₂,
 mono or polyheterocyclic of from 5 to 10 atoms

-15-

having at least one N, O or S atom and up to 3 substituents as R₂, additionally, R and R₁₂ when taken together can form

5 a mono- or bicyclic ring of from 4 to 10 carbon atoms which may be substituted by R₄ or R₅ or an amino group;

R₆, R₇ and R₈ can also be independently hydrogen, saturated (1-12 carbon atoms) or unsaturated (2-12
10 carbon atoms) hydrocarbon with terminal functionality of -NR₉R₁₀ or nitrogen heterocycle of from 5 to 7 atoms or piperidine with nitrogen or oxygen in position 4 on the ring;

R₉ and R₁₀ can be independently H, alkyl of from 1-4
15 carbon atoms or benzyl;

provided that when W, X, Y and Z are -CH-, R₁ is H and A is thiazole attached to the benzimidazole ring at the 2-position of the thiazole ring (a) the position alpha to the nitrogen in the thiazole
20 ring is not substituted by an oxygen when position alpha to the sulfur is phenyl and (b) when the position alpha to the sulfur is hydrogen, the position alpha to the nitrogen may not be phenyl, 4-chlorophenyl, 4-fluorophenyl, 4-nitrophenyl,
25 2,5-dichlorophenyl, 2-furanyl, 2-thienyl, 3-pyridine or 2-pyridine; or a pharmaceutically acceptable salt thereof.

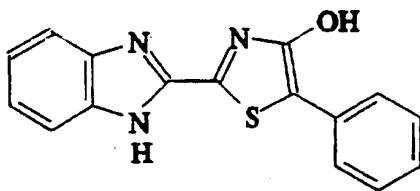
-16-

General Synthesis:

Compounds of Formula I can be synthesized as follows. The following is a known compound.

5

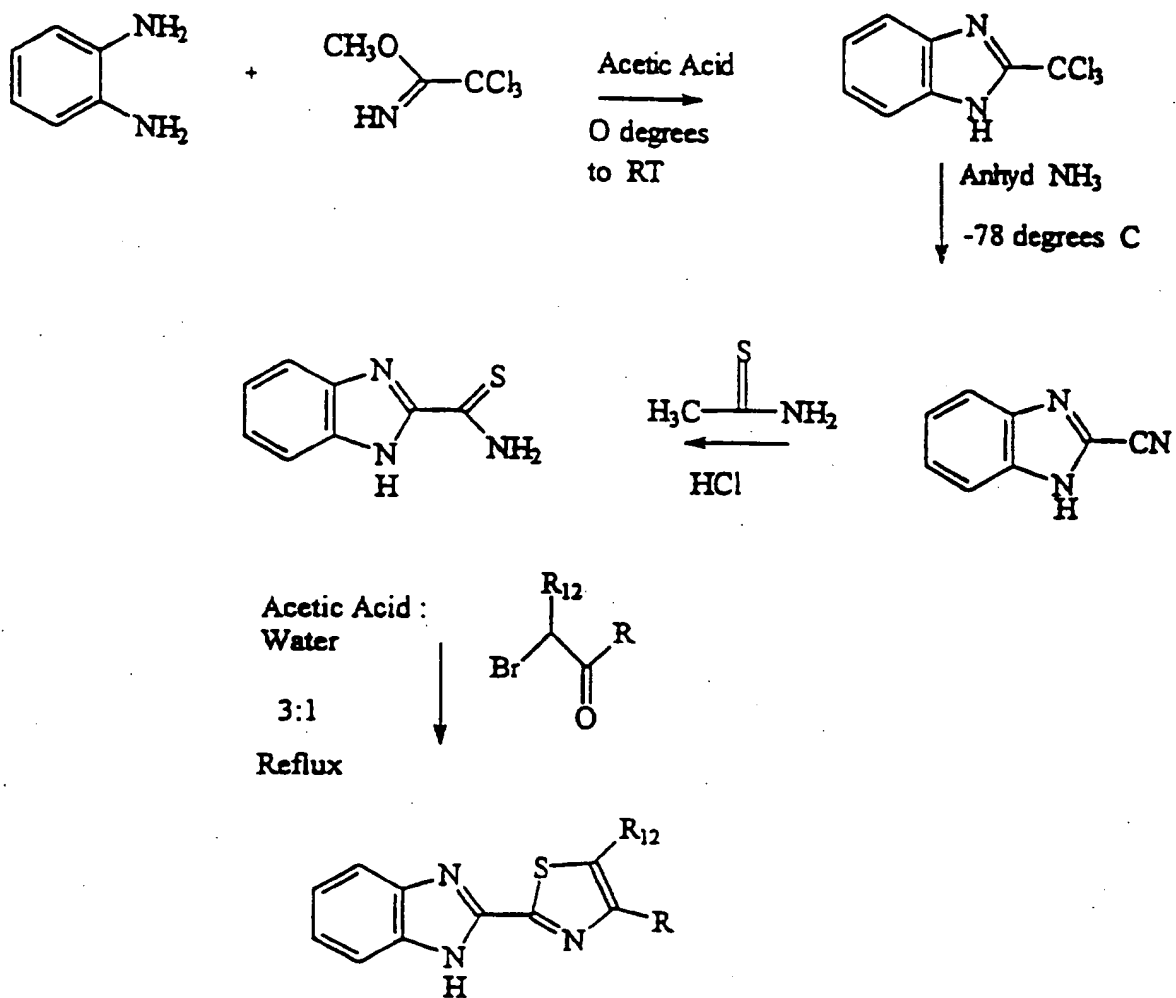
10



15

-17-

SCHEME A



-18-

SCHEME B



B = CHO, COOH, COOR₆

-19-

The compounds of Formula I can be prepared as shown in Scheme A.

The required 2-trichloromethylbenzimidazole can be obtained by the reaction of the
5 corresponding diamine and the trichloroacetimidate at 0°C to room temperature in an organic solvent (Holan, G. et al., J. Chem. Soc. (C), (1967), Page 20). The reaction of 2-
10 trichloromethylbenzimidazole with anhydrous ammonia or ammonium hydroxide can provide the corresponding carbonitrile derivative, (Holan, G. et al., J. Chem. Soc. (C), (1967), Page 25). The reaction of the carbonitrile derivative with
15 thioacetamide in an organic solvent like DMF in presence of dry hydrogen chloride can provide the thiocarboxamide derivative. Condensation of the thiocarboxamide with the required α haloketone or α haloaldehyde or haloester in a solvent or a
20 mixture of solvents such as acetic acid, water, DMF, THF, dioxane, toluene, methanol, and ethanol preferably in acetic acid-water can provide the desired compounds of Formula I. The condensation can be carried out at room temperature - 150°C preferably at a reflux temperature. (Berndt, E.
25 W. et al., J. of Heterocycle Chem., Year 1972, Volume 9, Page 137-140.)

The compounds of formula I can also be prepared by condensation of required diamine with the corresponding derivative of Formula IV as
30 shown in Scheme B (Benzimidazoles and Congeneric Tricyclic Compounds, Editor: Preston, P.N. et al., Publisher: John Wiley & Sons).

-20-

The benzimidazoles are valuable agents for the treatment of inflammatory diseases or conditions, atherosclerosis and restenosis.

5 15-Lipoxygenase Assay

10 The 15-LO inhibitors are effective for treating inflammation and atherosclerosis. A characteristic feature of atherosclerosis is the accumulation of cholesterol ester engorged from foam cells. Foam cells are derived from circulating monocytes which invade artery walls in response to hypercholesterolemia, and mature into tissue macrophages. The enzyme 15-LO has been

15 implicated in inflammatory disorders and in the origin and recruitment of foam cells (see Harats, et al., Trends Cardioivasc. Med., 1995;5(1):29-36). This enzyme is capable of oxidizing esterified polyenoic fatty acids, such as those

20 found in phospholipids. Treatment of experimental animals with antioxidants which reduce hydroperoxides produced by 15-LO has been shown to retard the progression of atherosclerotic lesions. Accordingly, administering compounds which inhibit

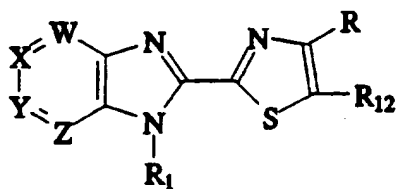
25 15-LO is an effective way to treat and prevent atherosclerosis.

30 The compounds described above are effective inhibitors of 15-LO when evaluated in standard assays routinely utilized to measure 15-LO activity. Specifically, representative compounds were evaluated by the methods described by Auerbach, et al., Analytical Biochemistry, 1992; 201:375-380. Two in vitro assays were utilized, both utilizing rabbit reticulocyte 15-LO, and

-21-

linoleic acid as substrate, to enzymatically produce a peroxide oxidation product known as 13(S)-HPODE. N-Benzoyl leucomethylene blue was utilized as a colorimetric reagent for detection and quantification of the peroxide formation. Also, HPLC was utilized to quantify the oxidation following incubation at 4°C for 10 minutes.

The 15-LO inhibitory activity of representative compounds is presented in Table I. The data column gives the concentration of compounds required to inhibit 50% of the activity of 15-LO (IC₅₀) when measured by the HPLC method of Auerbach, et al.

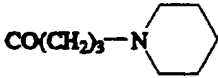


Wherein W, X, Y and Z are C-H and R₁ is hydrogen.

TABLE I

Example	R	R ₁₂	IC ₅₀ μM
1	2-pyridyl	H	0.36
2	4-Cl-Ph	H	0.62
3	4-F-Ph	H	0.189
5	2,5-Cl ₂	H	0.207

	6	Ph	H	0.115
	7	2-thienyl	H	0.096
	8	3-MeO-Ph	H	0.5
	9	2-MeO-Ph	H	0.125
5	10	4-MeO-Ph	H	1.65
	11	4-Ph-Ph	H	>10 μ M
	12	4-OH-Ph	H	>2.5
	13	3,4 (OH) ₂ -Ph	H	>2.5
	14	5-Br, 2-OH-Ph	H	91.3% @ 10 μ M
10	15	2,5-(MeO) ₂ -Ph	H	0.39
	16	2,6 (MeO) ₂ -Ph	H	>10 μ M
	17	2-OH-Ph	H	0.04 (P), 0.08 (Q)
	18	4-Me-Ph	H	71.6% @ 10 μ M
	19	2-Me-Ph	H	0.33
15	20	3-Cl-Ph	H	0.2
	21	4-Br-Ph	H	0.46
	22	2,4-Cl ₂ -Ph	H	-
	23	2-NO ₂ -Ph	H	-
	24	3-NO ₂ -Ph	H	-
20	25	CH ₂ NPhth	H	>10 μ M
	26	H	Ph	-
	27	Ph	Br	0.773
	28	Ph	COOEt	69% @ 10 μ M
	29	Ph	COOH	>10 μ M
25	30	COOEt	H	25% @ 10 μ M
	31	COOH	H	1.38% @ 10 μ M

32		H	>10 μ M
33	CONHPh	H	25.1% @ 10 μ M
34	Ph	NHCOOBz	89.25% @ 10 μ M
35	3-CN-Ph	H	45% @ 10 μ M
36	OH	Ph	>10 μ M
37	4-Pyridyl	H	0.54 (P), 0.81 (Q)

The compounds of the present invention can be prepared and administered in a wide variety of routes of administration such as parenteral, oral, topical, rectal, inhalation and the like. Formulations will vary according to the route of administration selected. Examples are oral and parenteral dosage forms. Thus, the compounds of the present invention can be administered by injection, that is, intravenously, intramuscularly, intra-cutaneously, subcutaneously, intraduodenally, or intra-peritoneally. Also, the compounds of the present invention can be administered by inhalation, for example, intranasally. Additionally, the compounds of the present invention can be administered transdermally. The following dosage forms may comprise as the active component, a compound of Formula I or a corresponding pharmaceutically acceptable salt of a compound of Formula I.

-24-

For preparing pharmaceutical compositions from the compounds of the present invention, pharmaceutically acceptable carriers can be either solid or liquid. Solid form preparations include powders, tablets, pills, capsules, cachets, suppositories, and dispersible granules. A solid carrier can be one or more substances which may also act as diluents, flavoring agents, binders, preservatives, tablet disintegrating agents, or an encapsulating material.

In powders, the carrier can be a finely divided solid which is in a mixture with the finely divided active component.

In tablets, the active component can be mixed with the carrier having the necessary binding properties in suitable proportions and compacted in the shape and size desired.

The powders and tablets preferably contain from 5% or 10% to about 70% of the active compound. Suitable carriers are magnesium carbonate, magnesium stearate, talc, sugar, lactose, pectin, dextrin, starch, gelatin, tragacanth, methylcellulose, sodium carboxymethylcellulose, a low melting wax, cocoa butter, and the like. The term "preparation" is intended to include the formulation of the active compound with encapsulating material as a carrier providing a capsule in which the active component with or without other carriers, is surrounded by a carrier, which is thus in association with it. Similarly, cachets and lozenges are included. Tablets, powders, capsules, pills, cachets, and lozenges can be used as solid dosage forms suitable for oral administration.

-25-

For preparing suppositories, a low melting wax, such as a mixture of fatty acid glycerides or cocoa butter, is first melted and the active component can be dispersed homogeneously therein, as by stirring. The molten homogenous mixture can be then poured into convenient sized molds, allowed to cool, and thereby to solidify.

Liquid form preparations include solutions, suspensions, and emulsions, for example, water or water propylene glycol solutions. For parenteral injection, liquid preparations can be formulated in solution in aqueous polyethylene glycol solution.

Aqueous solutions suitable for oral use can be prepared by dissolving the active component in water and adding suitable colorants, flavors, stabilizing, and thickening agents as desired.

Aqueous suspensions suitable for oral use can be made by dispersing the finely divided active component in water with viscous material, such as natural or synthetic gums, resins, methylcellulose, sodium carboxymethylcellulose, and other well-known suspending agents.

Also included are solid form preparations which are intended to be converted, shortly before use, to liquid form preparations for oral administration. Such liquid forms include solutions, suspensions, and emulsions. These preparations may contain, in addition to the active component, colorants, flavors, stabilizers, buffers, artificial and natural sweeteners, dispersants, thickeners, solubilizing agents, and the like.

-26-

The pharmaceutical preparation is preferably in unit dosage form. In such form the preparation is subdivided into unit doses containing appropriate quantities of the active component.

5 The unit dosage form can be a packaged preparation, the package containing discrete quantities of preparation, such as packeted tablets, capsules, and powders in vials or ampoules. Also, the unit dosage form can be a
10 capsule, tablet, cachet, or lozenge itself, or it can be the appropriate number of any of these in packaged form.

The quantity of active component in a unit dose preparation may be varied or adjusted for
15 example from about 0.1 mg to 200 mg, preferably about 0.5 mg to 100 mg according to the particular application and the potency of the active component. The composition can, if desired, also contain other compatible therapeutic agents.

20 In therapeutic use as agents for the treatment of inflammatory diseases, atherosclerosis and restenosis, the compounds utilized in the pharmaceutical methods of this invention can be administered at an initial dosage of about 0.01 mg
25 to about 200 mg/kg daily. A daily dose range of about 0.01 mg to about 50 mg/kg is preferred. The dosages, however, may be varied depending upon the requirements of the patient, the severity of the condition being treated, and the compound being
30 employed. Determination of the proper dosage for a particular situation is within the skill of the art. Generally, treatment is initiated with smaller dosages which are less than the optimum dose of the compound. Thereafter, the dosage is

-27-

increased by small increments until the optimum effect under the circumstances is reached. For convenience, the total daily dosage may be divided and administered in portions during the day, if desired.

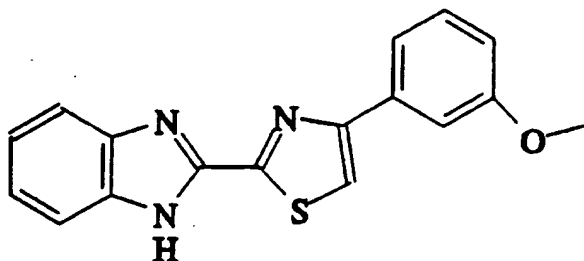
The ACAT inhibitors, HMG-CoA reductase inhibitors, lipid regulators, and bile acid sequestrants utilized in the second embodiment of the present invention can be used in standard dosage amounts known in the art.

As further exemplification of the invention listed below are preferred embodiments wherein all parts are parts by weight and all temperatures are degrees Centigrade unless otherwise indicated.

EXAMPLES

Example 8

2-[4-(3-Methoxy-phenyl)-thiazol-2-yl]-1H-benzoimidazole



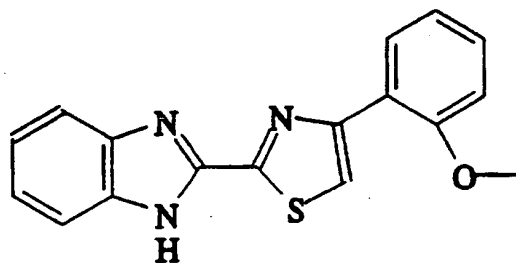
A solution of 1H-Benzoimidazole-2-carbothioic acid amide (0.885g, 5 mmol) and 3-

-28-

methoxyphenacylbromide (1.15g, 5.05 mmol) in 3:1 acetic acid-water (25 ml) was refluxed for 1 hour. The reaction mixture was cooled to room temperature and solid was collected. The solid was treated with aqueous ammonium hydroxide. This slurry obtained was heated and filtered while it was hot. The solid was washed with water. Crystallization from ethyl alcohol yielded 0.75gm (49%) of the title compound as off white crystals. mp 157-158°C.

Example 9

2-[4-(2-Methoxy-phenyl)-thiazol-2-yl]-1H-benzoimidazole



The titled compound was prepared by the method as described for example-8, but using 2-methoxyphenacylbromide. The titled compound was isolated as a light-yellow solid (0.85 g, 27.68%) mp 209-210°C.

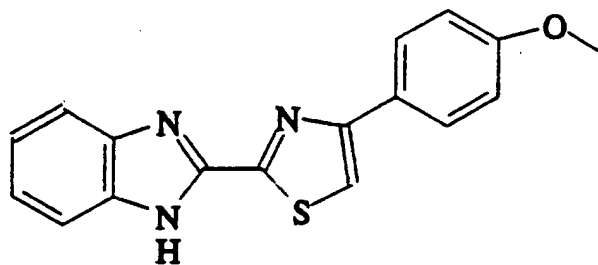
-29-

Example 10

2-[4-(4-Methoxy-phenyl)-thiazol-2-yl]-1H-
benzoimidazole

5

10



15

20

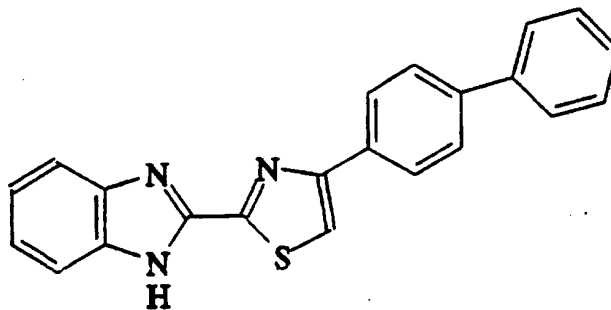
The titled compound was prepared by the method as described for Example 8, but using 4-methoxyphenacylbromide. The titled compound was isolated as a light-yellow solid (1.03 g, 67%) mp 243-245°C.

Example 11

2-(4-Biphenyl-4-yl-thiazol-2-yl)-1H-benzimidazole

5

10



15

The titled compound was prepared by the method as described for Example 8, but using 4-phenylphenacylbromide. The titled compound was isolated as a light-yellow solid (0.72 g, 20.4%) mp>270°C.

20

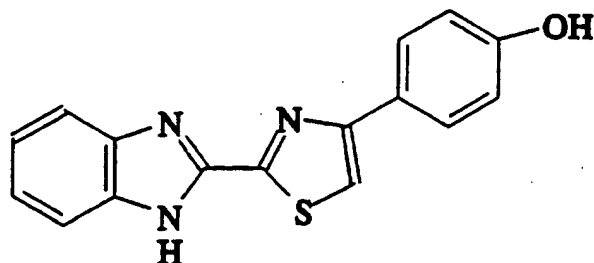
-31-

Example 12

4-[2-(1H-Benzoimidazol-2-yl)-thiazol-4-yl]-phenol

5

10



15 The titled compound was prepared by the method as described for Example 8, but using 4-hydroxyphenacylbromide. The titled compound was isolated as a dark gray solid (0.55 g, 37.5%) mp 251-252°C.

20

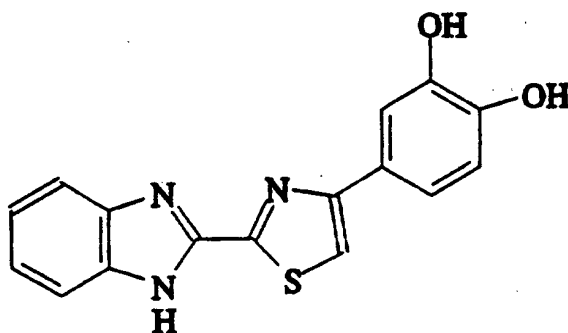
-32-

Example 13

4- [2- (1H-Benzoimidazol-2-yl)-thiazol-4-yl]-
benzene-1,2-diol

5

10



15

The titled compound was prepared by the method as
described for Example 8, but using 3,4-
dihydroxyphenacylbromide. The titled compound was
isolated as a dark olive solid (0.45g, 29%) mp
173-177°C (decomp.).

20

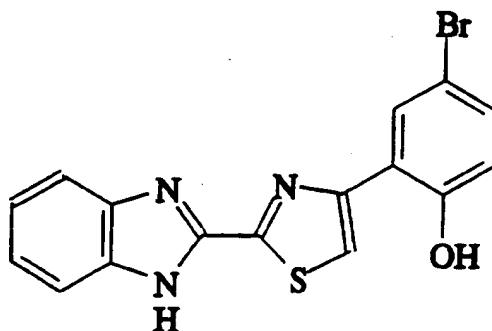
-33-

Example 14

2-[2-(1H-Benzoimidazol-2-yl)-thiazol-4-yl]-4-bromo-phenol

5

10



15

The titled compound was prepared by the method as described for Example 8, but using 5-bromo-2-hydroxyphenacylbromide. The titled compound was isolated as a white solid (0.33 g, 44.3%) mp 280-282°C.

20

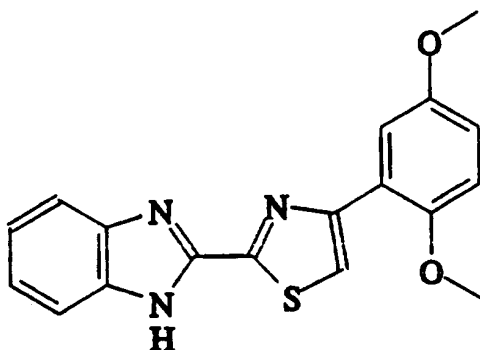
-34-

Example 15

2-[4-(2,5-Dimethoxy-phenyl)-thiazol-2-yl]-1H-benzoimidazole

5

10



15

The titled compound was prepared by the method as described for Example 8, but using 2,5-dimethoxyphenacylbromide. The titled compound was isolated as a white solid (0.33 g, 44.3 %) mp 218-220°C.

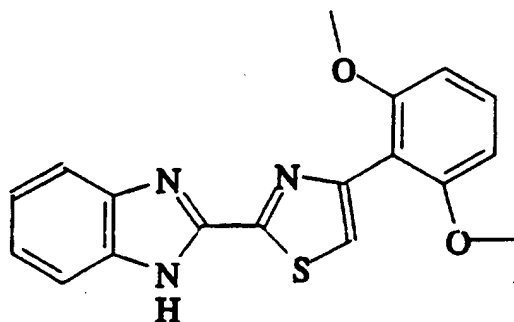
20

Example 16

2-[4-(2,6-Dimethoxy-phenyl)-thiazol-2-yl]-1H-benzoimidazole

5

10



15

The titled compound was prepared by the method as described for Example 8, but using 2,6-dimethoxyphenacylbromide. The titled compound was isolated as a dark yellow solid (0.25 g, 36.7 %) mp 201.5-203°C.

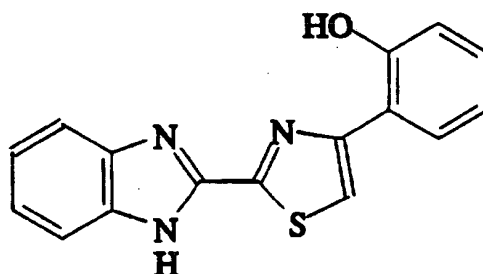
20

Example 17

2-[2-(1H-Benzoimidazol-2-yl)-thiazol-4-yl]-phenol

5

10



15

The titled compound was prepared by the method as described for Example 8, but using 2-hydroxyphenacylbromide. The titled compound was isolated as a white solid (2.0 g, 57.6%) mp 239-240.5°C.

20

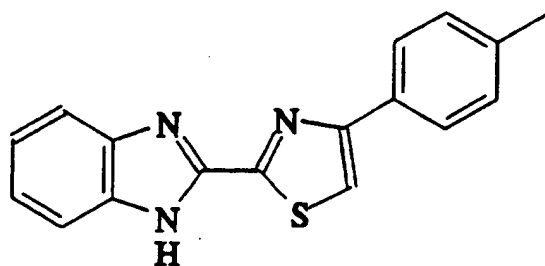
-37-

Example 18

2-(4-p-Tolyl-thiazol-2-yl)-1H-benzimidazole

5

10



15

The titled compound was prepared by the method as described for Example 8, but using 4-methylphenacylbromide. The titled compound was isolated as a pale tan solid (0.31g, 52.0%) mp 232-234°C.

20

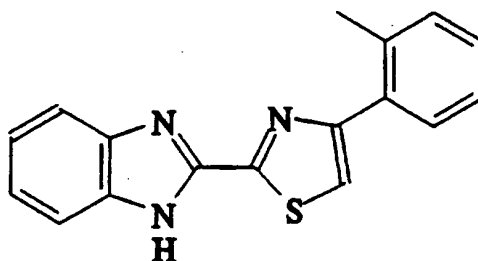
-38-

Example 19

2-(4-o-Tolyl-thiazol-2-yl)-1H-benzoimidazole

5

10



15

The titled compound was prepared by the method as described for Example 8, but using 2-methylphenacylbromide. The titled compound was isolated as an off white solid (0.14g, 24.0%)mp 179.9-181°C.

20

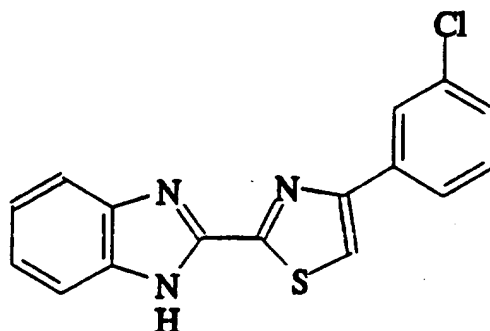
-39-

Example 20

2-[4-(3-Chloro-phenyl)-thiazol-2-yl]-1H-
benzoimidazole

5

10



15

20

The titled compound was prepared by the method as described for Example 8, but using 3-chlorophenacylbromide. The titled compound was isolated as a yellow needles (0.5g, 80.0%) mp 238.8-241°C.

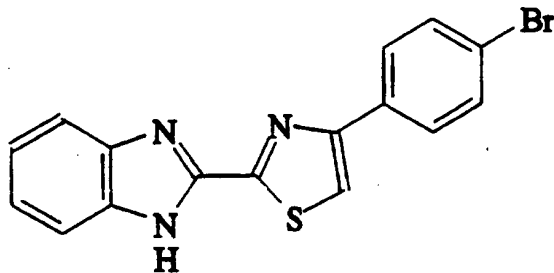
-40-

Example 21

2-[4-(4-Bromo-phenyl)-thiazol-2-yl]-1H-
benzimidazole

5

10



15

The titled compound was prepared by the method as described for Example 8, but using 4-bromophenacylbromide. The titled compound was isolated as a white solid (0.35g, 48.0%) mp 253-
20 254.5°C.

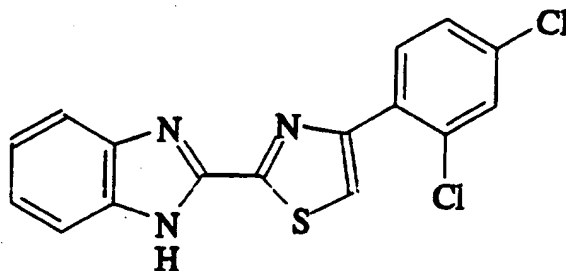
-41-

Example 22

2-[4-(2,4-Dichloro-phenyl)-thiazol-2-yl]-1H-
benzimidazole

5

10



15

The titled compound was prepared by the method as described for Example 8, but using 2,4-dichlorophenacylbromide. The titled compound was isolated as a yellow solid (0.18g, 26.0%) mp 227.8-229°C.

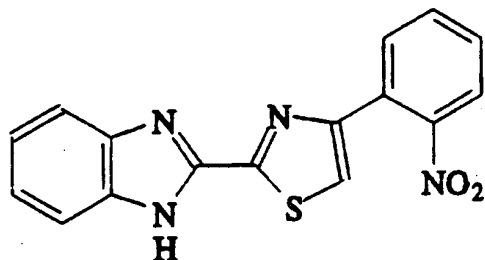
20

Example 23

2-[4-(2-Nitro-phenyl)-thiazol-2-yl]-1H-
benzoimidazole

5

10



15

The titled compound was prepared by the method as
described for Example 8, but using 2-
nitrophenacylbromide. The titled compound was
isolated as a yellow solid (0.098g, 15.2%) mp 204-
205.5°C.

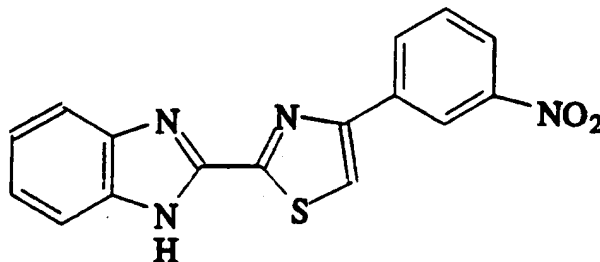
20

Example 24

2-[4-(3-Nitro-phenyl)-thiazol-2-yl]-1H-
benzoimidazole

5

10



15

20

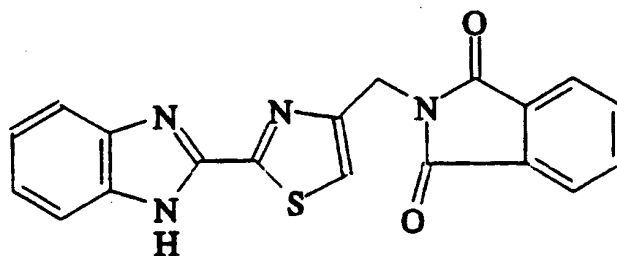
The titled compound was prepared by the method as described for Example 8, but using 3-nitrophenacylbromide. The titled compound was isolated as an off white solid (0.32g, 51.4%) mp 258-259.5°C.

Example 25

2- [2- (1H-Benzoimidazole-2-yl) -thiazol-4-ylmethyl] -
isoindole-1,3-dione

5

10



15

The titled compound was prepared by the method as described for Example 8, but using 1H/-isoindole-1,3(2H/)-dione, 2-(3-bromo-2-oxopropyl)-. The titled compound was isolated as an off white solid

20

(3.0g, 55.5%) mp 197-199.5°C.

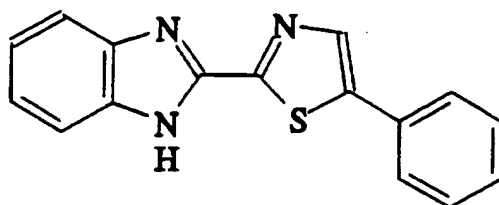
-45-

Example 26

2-(5-Phenyl-thiazol-2-yl)-1H-benzoimidazole

5

10



15 To a solution of phenylacetaldehyde (1.2g, 10 mmol) in THF (50 ml) was added, with stirring, bromine (1.6 g, 10 mmol) in methylene chloride (5 ml) at 0°C. The reaction mixture was stirred for two hours at room temperature and concentrated.

20

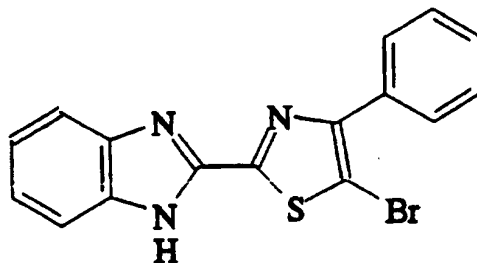
The crude bromide and 1H-Benzoimidazole-2-carbothioic acid amide (0.885g, 5 mmol) were dissolved in dioxane (50 ml) and refluxed for 3 hours. The solid, separated on cooling, was
25 filtered and washed with water and dimethyl ether. It was then treated with aqueous ammonium hydroxide at 80-90°C for an hour and filtered while it was hot. The solid was chromatographed using 1:1 ethyl acetate-hexane to isolate 0.44 g of the
30 title compound. mp 186-187°C.

Example 27

2-(5-Bromo-4-phenyl-thiazol-2-yl)-1H-benzoimidazole

5

10



15

To a solution of 2-(4-Phenyl-thiazol-2-yl)-1H-benzoimidazole (0.5 g, 1.8 mmol) in acetic acid (50 ml), bromine was added at 80°C. The reaction mixture was stirred at 80°C for overnight. It was then concentrated, diluted with methylene chloride and washed with water, saturated sodium bicarbonate solution and again with water. The organic layer was dried, concentrated and chromatographed (100% methylene chloride) to yield 50 mg (7.8%) of the pure titled compound. mp 207-208°C.

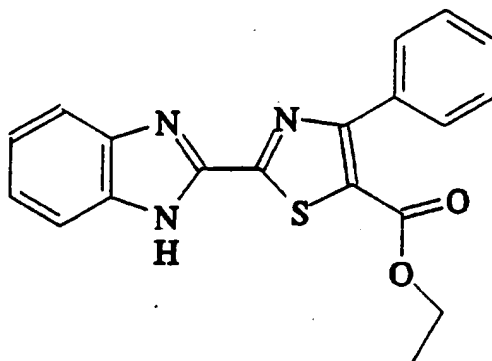
25

Example 28

2-(1H-Benzoimidazol-2-yl)-4-phenyl-thiazole-5-carboxylic acid ethyl ester

5

10



15

A solution of 1H-benzimidazole-2-carbothioic acid amide (2.94g, 16.6 mmol) 2-bromobenzoylacetic acid ethyl ester (4.5g, 16.6 mmol) in 3:1 acetic acid-water (100 ml) was refluxed for 3 hours. The reaction mixture was cooled to room temperature and solid was collected. The solid was treated with aqueous sodium bicarbonate. The crude material was chromatographed using THF, and then crystallized from ethyl acetate to yield 1.5 g (25.8%) of the title compound as off white solid. mp 187-188°C.

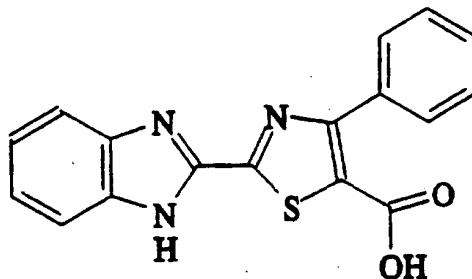
25

Example 29

2-(1H-Benzoimidazol-2-yl)-4-phenyl-thiazole-5-carboxylic acid

5

10



15

To a solution of 2-(1H-benzimidazol-2-yl)-4-phenyl-thiazole-5-carboxylic acid ethyl ester (example 28) (1.22g, 3.5 mmol) in dioxane (50 ml) was added 1.00 N LiOH (10.25 ml). The reaction mixture was stirred at room temperature for four days and then 3 hours at 50°C. After the reaction was completed, it was concentrated and diluted with water (50 ml). It was then acidified with 1^N hydrochloric acid. The white solid separated

25 was filtered, washed with water and dried in a vacuum oven at 60°C to yield 1.0 g (89%) of the title compound as a white solid.

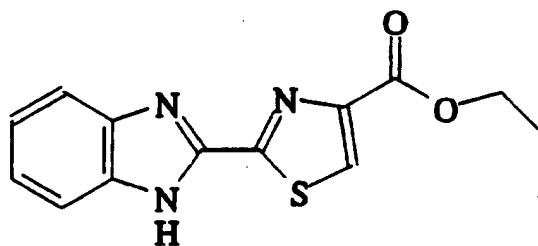
30

Example 30

2-(1H-Benzoimidazol-2-yl)-thiazole-4-carboxylic acid ethyl ester

5

10



15

A solution of 1H-Benzoimidazole-2-carbothioic acid amide (2.94g, 16.6 mmol) 2-bromobenzoylacetic acid ethyl ester (4.5g, 16.6 mmol) in 3:1 acetic acid-water (100 ml) was refluxed for 3 hours. The reaction mixture was cooled to room temperature and solid was collected. The solid was treated with aqueous sodium bicarbonate. The crude material was chromatographed using THF, and then crystallized from ethyl acetate to yield 1.5 g (25.8%) of the title compound as off white solid. mp 187-188°C.

25

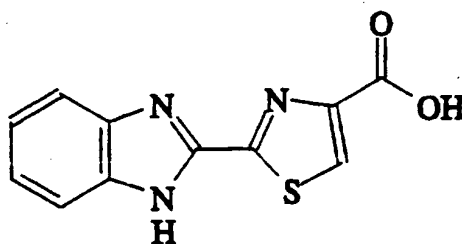
-50-

Example 31

2-(1H-Benzoimidazol-2-yl)-thiazole-4-carboxylic acid

5

10



15

To a solution of 2-(1H-benzimidazol-2-yl)-thiazole-4-carboxylic acid ethyl ester (Example 30) (2.2 g, 8.0 mmol) in dioxane (550 ml) was added an excess of LiOH and 10 ml of water. The reaction mixture was stirred at room temperature for seven days. After the reaction was completed, it was concentrated and diluted with water (150 ml). It was then extracted with ether and the aqueous layer was acidified with 1N hydrochloric acid. The solid separated was filtered, washed with water and dried in a vacuum oven at 60°C to yield 1.7 g (86.7%) of the title compound as a light yellow solid. mp>280°C.

30

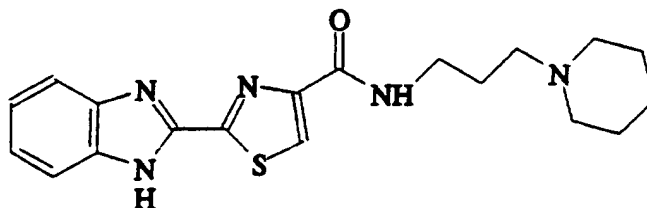
-51-

Example 32

2-(1H-Benzoimidazol-2-yl)-thiazole-4-carboxylic acid (3-piperidin-1-yl-propyl)-amide

5

10



15

To a mixture of 2-(1H-benzimidazol-2-yl)-thiazole-4-carboxylic acid (0.123g 0.5 mmol) and triethylamine (0.061g, 0.6 mmol) in anhydrous DMF (10 ml) was added isobutylchloroformate (0.075g, 0.55 mmol) at room temperature. The reaction mixture was stirred for 10 minutes and 1-piperidinepropanamine (0.071g, 0.5 mmol) was added. The resulting reaction mixture was stirred at room temperature for 30 minutes. After reaction was completed it was concentrated and diluted with water. It was extracted with ethyl acetate, washed with saturated sodium bicarbonate solution and water, dried and concentrated. The crude material obtained was purified by HPLC (column: NovaPak C-18, solvent system: gradient 1:1 CH₃CN-water (1% TFA) to 100% CH₃CN to obtain titled compound 0.03 g (10%) as its TFA salt.

20

25

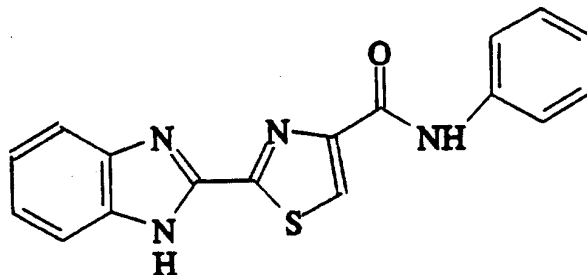
30

Example 33

2-(1H-Benzoimidazol-2-yl)-thiazole-4-carboxylic acid phenylamide

5

10



15

To a mixture of 2-(1H-benzoimidazol-2-yl)-thiazole-4-carboxylic acid (0.123g, 0.5 mmol) and triethylamine (0.061g, 0.6 mmol) in anhydrous DMF (10 ml) was added isobutylchloroformate (0.075g, 0.55 mmol) at room temperature. The reaction mixture was stirred for 10 minutes and aniline (0.047g, 0.5 mmol) was added. The resulting reaction mixture was stirred at room temperature for 30 minutes. After reaction was completed it was concentrated and diluted with water. It was extracted with ethyl acetate, washed with saturated sodium bicarbonate solution and water, dried and concentrated. The residue obtained from the organic layer was chromatographed using 1:1 ethyl acetate-hexane to yield 0.12g (75%) of the title compound as a white solid. mp >290°C.

30

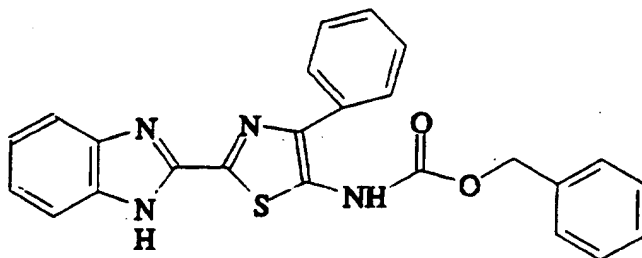
-53-

Example 34

[2-(1H-Benzoimidazol-2-yl)-4-phenyl-thiazol-5-yl]-
carbamic acid benzyl ester .

5

10



15

A mixture of 1H-Benzoimidazol-2-carbothioic acid
amide (2.94g, 16.6 mmol) and w-chloro-2-
acylamidoacetophenone (3.04g, 10 mmol) (Drach B.
S. et al., Chemistry of Heterocyclic Chemistry,
20 Year 1974, Vol. 10, pages 810-812) in THF was
stirred at room temperature and then concentrated.
The residue was dissolved in ethyl acetate and was
washed with aqueous sodium bicarbonate. The solid
obtained from the organic layer was
25 chromatographed using 10% ethyl acetate in
methylene chloride to yield 1.7 g (39.9%) of the
title compound as a yellow solid. mp 101-103°C.

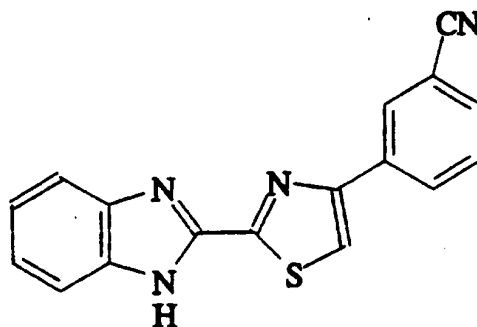
-54-

Example 35

3-[2-(1H--Benzoimidazol-2-yl)-thiazol-4-yl]-
benzonitrile

5

10



15

The titled compound was prepared by the method as
described for Example 8, but using 2,4-
cyanophenacylbromide. The titled compound was
isolated as a light tan solid (0.7g, 46.3%) mp
258.7-260.5°C.

20

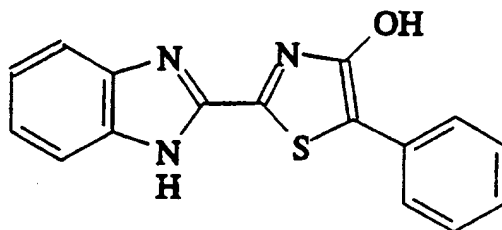
-55-

Example 36

2-(1H-Benzoimidazol-2-yl)-5-phenyl-thiazol-4-ol

5

10



15 A mixture of 1H-Benzoimidazole-2-carbothioic acid
amide (0.885g, 5 mmol) α -bromophenylacetic acid
ethylester (1.54g, 6.6 mmol) and pyridine (2.0g,
26.4 mmol) in toluene (50 ml) was heated at 80-90°C
for 3 hours. The reaction mixture was cooled to
20 room temperature and solid was collected.
Crystallization from ethyl alcohol yielded 0.15gm
(10%) of the title compound as an off white
crystals. mp>280°C.

25

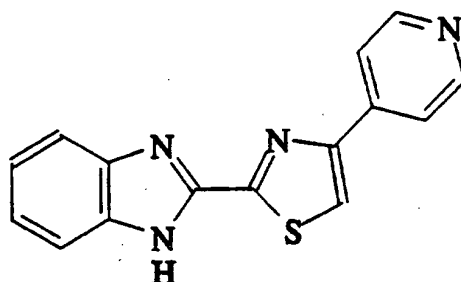
-56-

Example 37

1-(4-Pyridin-4-yl-thiazol-2-yl)-1H-benzoimidazole

5

10



15

The titled compound was prepared by the method as described for Example 8, but using α -bromo-4-acetylpyridine. The titled compound was isolated as a light tan solid (0.7g, 46.3%) mp 278-280°C.

20

While the forms of the invention herein disclosed constitute presently preferred embodiments, many others are possible. It is not intended herein to mention all of the possible equivalent forms or ramifications of the invention. It is understood that the terms used herein are merely descriptive rather than limiting and that various changes may be made without departing from the spirit or scope of the invention.

25

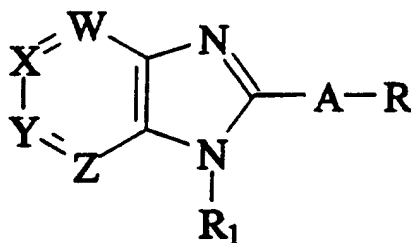
-57-

CLAIMS

1. A method for the treatment of inflammatory
 disease or condition, atherosclerosis and
 restenosis, in a mammal in need thereof
 5 comprising administering to such mammal an
 effective amount of a compound of Formula I

FORMULA I

10



15

- where W, X, Y and Z can be independently C-R₂,
 20 C-R₃, C-R₄, C-R₅ or N;
 R₂, R₃, R₄ and R₅ can be independently
 H,
 C₁₋₂₀ alkyl,
 halogen,
 25 CN,
 nitro,
 -SO₂H,
 -SO₂ lower alkyl of from 1-4 carbon atoms,
 -SO₂NR₆R₇,
 30 alkoxy of from 1-4 carbon atoms;
 -SH,
 -(CH₂)_nNR₆R₇,
 -N(R₆)C(O)NR₇R₈,
 -N(R₆)C(S)NR₇R₈,

-58-

- N(R₆) (CH₂)_nNR₇R₈
- (CH₂)_nCONR₆R₇,
- (CH₂)_nOR₆,
- (CH₂)_nCO₂R₆,
- 5 -(CH₂)_nOC(O)R₆, or
- CF₃;

n is an integer of from 0 to 4;

R₁ can be H or lower alkyl of from 1-4 carbon atoms;

- 10 A is a 5 or 6 member heterocyclic ring containing at least one of N, O, or S which is substituted by R and may be substituted by R₁₂ wherein; R and R₁₂ can be independently R₂ as described above,

- 15 cycloalkyl of from 5 to 12 carbon atoms or bicyclic ring structure of from 6 to 12 atoms, either with up to 3 substituents as R₂, mono or polyaryl of from 6 to 10 carbon atoms with up to 3 substituents as R₂,

- 20 mono or polyheterocyclic of from 5 to 10 atoms having at least one N, O or S atom and up to 3 substituents as R₂,

additionally, R and R₁₂ when taken together can form

- 25 a mono- or bicyclic ring of from 4 to 10 carbon atoms which may be substituted by R₄ or R₅ or an amino group;

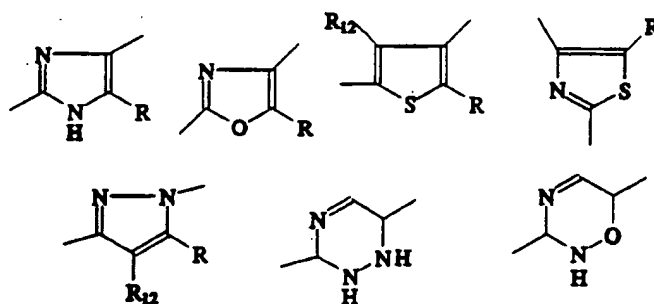
R₆, R₇, and R₈ can also be independently hydrogen, saturated (1-12 carbon atoms) or unsaturated (2-12

- 30 carbon atoms) hydrocarbon with terminal functionality of -NR₉R₁₀ or nitrogen heterocycle of from 5 to 7 atoms or piperidine with nitrogen or oxygen in position 4 on the ring;

-59-

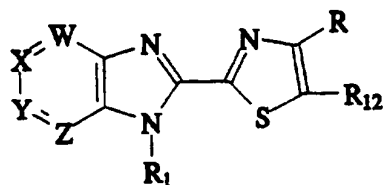
R₉ and R₁₀ can be independently H, alkyl of from 1-4 carbon atoms or benzyl; or a pharmaceutically acceptable salt thereof.

2. The method of Claim 1, wherein in a compound of Formula I, R₂, R₃, R₄ and R₅ are hydrogen.
3. The method of claim 1 wherein R₁ is hydrogen.
4. The method of claim 1 wherein A is a thiazolyl ring.
5. The method of claim 1 wherein A in Formula I is any one of the ring structures recited below wherein the R and the benzimidazole ring may be attached to either of the bonds from the ring structures:



-60-

6. The method of Claim 1 comprising the compound recited below:



7. The method of Claim 6 wherein R₂, R₃, R₄ or R₅ can be independently
OH,
alkoxy,
halogen,
-NH₂,
-dialkylamino,
-NO₂,
CN,
-CF₃,
-SH or
-S-alkyl.
8. The method of Claim 6 wherein R₁ is alkyl.
9. The method of Claim 1 wherein R or R₁₂ may be independently alkyl,
unsubstituted mono or polysubstituted cycloalkyl,
unsubstituted mono or polysubstituted aryl,
unsubstituted mono or polysubstituted

-61-

heterocyclic,
wherein the substituents may be H, OH, SH,
O-alkyl, S-alkyl, halogen, -NH₂, dialkylamino,
-NO₂, or CN.

10. The method of Claim 1 wherein R may be independently

-NR₆R₇,
-N(R₆)C(O)R₇,
-N(R₆)C(O)N(R₇)(R₈),
-N(R₆)C(S)N(R₇)(R₈),
-N(R₆)(CH₂)_nNR₇R₈,
-C(O)NR₇R₈,
-OR₆, or
-C(O)OR₆

wherein R₆, R₇, and R₈ can be independently H or saturated or unsaturated hydrocarbon with terminal functionality of

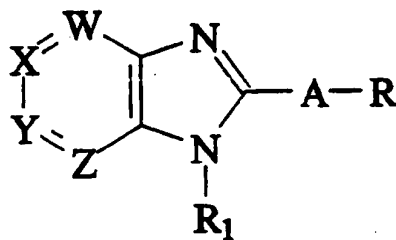
-NR₉R₁₀,
-nitrogen heterocyclic of from 5 to 7 atoms or
-a piperadine ring with one other N, O or S atom therein.

11. A pharmaceutical composition for the treatment of inflammation, atherosclerosis or restenosis, in mammals in need thereof comprising a therapeutically effective amount of a compound according to Claim 1 in admixture with a pharmaceutically acceptable excipient, diluent, or carrier.

-62-

12. A method for the treatment of atherosclerosis in a mammal in need thereof comprising administering to such mammal an effective amount of a compound of Formula I

FORMULA I



where W, X, Y and Z can be independently C-R₂, C-R₃, C-R₄, C-R₅ or N;

R₂, R₃, R₄ and R₅ can be independently H,

C₁₋₂₀ alkyl,

halogen,

CN,

nitro,

-SO₂H,

-SO₂ lower alkyl of from 1-4 carbon atoms,

-SO₂NR₆R₇,

alkoxy of from 1-4 carbon atoms;

-SH,

-(CH₂)_nNR₆R₇,

-N(R₆)C(O)NR₇R₈,

-N(R₆)C(S)NR₇R₈,

-N(R₆)(CH₂)_nNR₇R₈

-(CH₂)_nCONR₆R₇,

-(CH₂)_nOR₆,

-63-

- (CH₂)_nCO₂R₆,
- (CH₂)_nOC(O)R₆, or
- CF₃;

n is an integer of from 0 to 4;

R₁ can be H or lower alkyl of from 1-4 carbon atoms;

A is a 5 or 6 member heterocyclic ring containing at least one of N, O, or S which is substituted by R and may be substituted by R₁₂ wherein;

R and R₁₂ can be independently R₂ as described above,

cycloalkyl of from 5 to 12 carbon atoms or bicyclic ring structure of from 6 to 12 atoms, either with up to 3 substituents as R₂, mono or polyaryl of from 6 to 10 carbon atoms with up to 3 substituents as R₂, mono or polyheterocyclic of from 5 to 10 atoms having at least one N, O or S atom and up to 3 substituents as R₂,

additionally, R and R₁₂ when taken together can form

a mono- or bicyclic ring of from 4 to 10 carbon atoms which may be substituted by R₄ or R₅ or an amino group;

R₆, R₇ and R₈ can also be independently hydrogen, saturated (1-12 carbon atoms) or unsaturated (2-12 carbon atoms) hydrocarbon with terminal functionality of -NR₉R₁₀ or nitrogen heterocycle of from 5 to 7 atoms or piperidine with nitrogen or oxygen in position 4 on the ring;

R₉ and R₁₀ can be independently H, alkyl of from 1-4 carbon atoms or benzyl; or

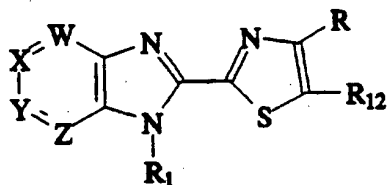
in combination with one or more agents selected from the group consisting of:

-64-

- (a) ACAT inhibitor;
- (b) HMG-CoA reductase inhibitor;
- (c) Lipid regulator; and
- (d) Bile acid sequestrant;

or a pharmaceutically acceptable salt thereof.

13. The composition of Claim 11 comprising the compound recited below:

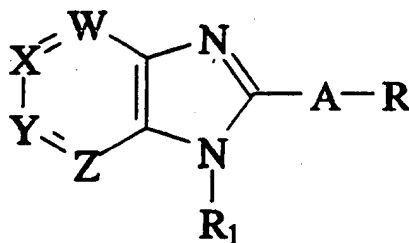


14. A pharmaceutical composition for the treatment of atherosclerosis in mammals in need thereof comprising a therapeutically effective amount of a compound in combination with one or more agents according to Claim 1 in admixture with a pharmaceutically acceptable excipient, diluent, or carrier.

-65-

15. A method of treating inflammation in a mammal in need thereof comprising administering to such mammal an effective anti-inflammatory amount of a compound of Formula I

FORMULA I



where W, X, Y and Z can be independently C-R₂, C-R₃, C-R₄, C-R₅ or N;

R₂, R₃, R₄ and R₅ can be independently H,

C₁₋₂₀ alkyl,

halogen,

CN,

nitro,

-SO₂H,

-SO₂ lower alkyl of from 1-4 carbon atoms,

-SO₂NR₆R₇,

alkoxy of from 1-4 carbon atoms;

-SH,

-(CH₂)_nNR₆R₇,

-N(R₆)C(O)NR₇R₈,

-N(R₆)C(S)NR₇R₈,

-N(R₆)(CH₂)_nNR₇R₈

-(CH₂)_nCONR₆R₇,

-66-

- (CH₂)_nOR₆,
- (CH₂)_nCO₂R₆,
- (CH₂)_nOC(O)R₆, or
- CF₃;

n is an integer of from 0 to 4;

R₁ can be H or lower alkyl of from 1-4 carbon atoms;

A is a 5 or 6 member heterocyclic ring containing at least one of N, O, or S which is substituted by R and may be substituted by R₁₂ wherein;

R and R₁₂ can be independently R₂ as described above,

cycloalkyl of from 5 to 12 carbon atoms or bicyclic ring structure of from 6 to 12 atoms, either with up to 3 substituents as R₂,
mono or polyaryl of from 6 to 10 carbon atoms with up to 3 substituents as R₂,
mono or polyheterocyclic of from 5 to 10 atoms having at least one N, O or S atom and up to 3 substituents as R₂,

additionally, R and R₁₂ when taken together can form

a mono- or bicyclic ring of from 4 to 10 carbon atoms which may be substituted by R₄ or R₅ or an amino group;

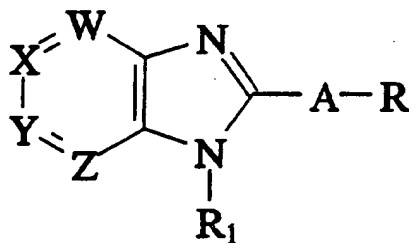
R₆, R₇, and R₈ can also be independently hydrogen, saturated (1-12 carbon atoms) or unsaturated (2-12 carbon atoms) hydrocarbon with terminal functionality of -NR₉R₁₀ or nitrogen heterocycle of from 5 to 7 atoms or piperidine with nitrogen or oxygen in position 4 on the ring;

R₉ and R₁₀ can be independently H, alkyl of from 1-4 carbon atoms or benzyl; or

a pharmaceutically acceptable salt thereof.

16. A compound of Formula I

FORMULA I



where W, X, Y and Z can be independently C-R₂,
C-R₃, C-R₄, C-R₅ or N;

R₂, R₃, R₄ and R₅ can be independently
H,

C₁₋₂₀ alkyl,

halogen,

CN,

nitro,

-SO₂H,

-SO₂ lower alkyl of from 1-4 carbon atoms,

-SO₂NR₆R₇,

alkoxy of from 1-4 carbon atoms;

-SH,

-(CH₂)_nNR₆R₇,

-N(R₆)C(O)NR₇R₈,

-N(R₆)C(S)NR₇R₈,

-N(R₆)(CH₂)_nNR₇R₈

-(CH₂)_nCONR₆R₇,

-(CH₂)_nOR₆,

-(CH₂)_nCO₂R₆,

-(CH₂)_nOC(O)R₆, or

-CF₃;

-68-

n is an integer of from 0 to 4;

R₁ can be H or lower alkyl of from 1-4 carbon atoms;

A is a 5 or 6 member heterocyclic ring containing at least one of N, O, or S which is substituted by R and may be substituted by R₁₂ wherein;

R and R₁₂ can be independently R₂ as described above,

cycloalkyl of from 5 to 12 carbon atoms or bicyclic ring structure of from 6 to 12 atoms, either with up to 3 substituents as R₂,

mono or polyaryl of from 6 to 10 carbon atoms with up to 3 substituents as R₂,

mono or polyheterocyclic of from 5 to 10 atoms having at least one N, O or S atom and up to 3 substituents as R₂,

additionally, R and R₁₂ when taken together can form

a mono- or bicyclic ring of from 4 to 10 carbon atoms which may be substituted by R₄ or R₅ or an amino group;

R₆, R₇ and R₈ can also be independently hydrogen, saturated (1-12 carbon atoms) or unsaturated (2-12 carbon atoms) hydrocarbon with terminal functionality of -NR₉R₁₀ or nitrogen heterocycle of from 5 to 7 atoms or piperidine with nitrogen or oxygen in position 4 on the ring;

R₉ and R₁₀ can be independently H, alkyl of from 1-4 carbon atoms or benzyl;

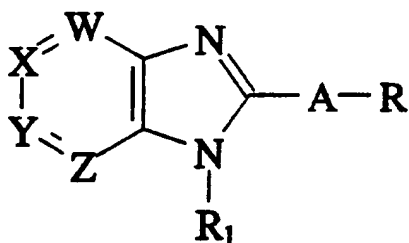
provided that when W, X, Y and Z are -CH-, R₁ is H and A is thiazole attached to the benzimidazole ring at the 2-position of the thiazole ring, (a) the position alpha to the nitrogen in the thiazole ring is not substituted by an oxygen when position

-69-

alpha to the sulfur is phenyl and (b) when the position alpha to the sulfur is hydrogen, the position alpha to the nitrogen may not be phenyl, 4-chlorophenyl, 4-fluorophenyl, 4-nitrophenyl, 2,5-dichlorophenyl, 2-furanyl, 2-thienyl, 3-pyridine or 2-pyridine; or a pharmaceutically acceptable salt thereof.

17. A compound of Formula I

FORMULA I



where W, X, Y and Z can be independently C-R₂, C-R₃, C-R₄, C-R₅ or N;

R₂, R₃, R₄ and R₅ can be independently

H,

C₁₋₂₀ alkyl,

halogen,

nitro,

CN,

-SO₂H,

-SO₂ lower alkyl of from 1-4 carbon atoms,

-SO₂NR₆R₇,

alkoxy of from 1-4 carbon atoms;

-SH,

-(CH₂)_nNR₆R₇,

-N(R₆)C(O)NR₇R₈,

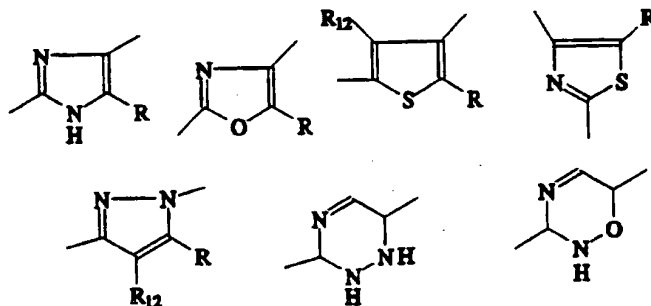
-70-

- N(R₆)C(S)NR₇R₈,
- N(R₆)(CH₂)_nNR₇R₈
- (CH₂)_nCONR₆R₇,
- (CH₂)_nOR₆,
- (CH₂)_nCO₂R₆,
- (CH₂)_nOC(O)R₆, or
- CF₃;

n is an integer of from 0 to 4;

R₁ can be H or lower alkyl of from 1-4 carbon atoms; A is a compound of Formula II:

FORMULA II



wherein;

R and R₁₂ can be independently R₂ as described above,

cycloalkyl of from 5 to 12 carbon atoms or bicyclic ring structure of from 6 to 12 atoms, either with up to 3 substituents as R₂, mono or polyaryl of from 6 to 10 carbon atoms with up to 3 substituents as R₂, mono or polyheterocyclic of from 5 to 10 atoms having at least one N, O or S atom and up to 3 substituents as R₂,

-71-

additionally, R and R₁₂ when taken together can form

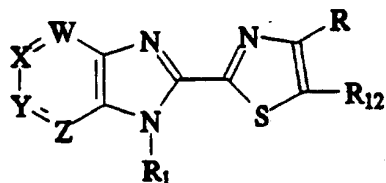
a mono- or bicyclic ring of from 4 to 10 carbon atoms which may be substituted by R₄ or R₅ or an amino group;

R₆, R₇ and R₈ can also be independently hydrogen, saturated (1-12 carbon atoms) or unsaturated (2-12 carbon atoms) hydrocarbon with terminal functionality of -NR₉R₁₀ or nitrogen heterocycle of from 5 to 7 atoms or piperidine with nitrogen or oxygen in position 4 on the ring;

R₉ and R₁₀ can be independently H, alkyl of from 1-4 carbon atoms or benzyl; provided that when W, X, Y and Z are -CH-, R₁ is H and A is thiazole attached to the benzimidazole ring at the 2-position of the thiazole ring, (a) the position alpha to the nitrogen in the thiazole ring is not substituted by an oxygen when position alpha to the sulfur is phenyl and (b) when the position alpha to the sulfur is hydrogen, the position alpha to the nitrogen may not be phenyl, 4-chlorophenyl, 4-fluorophenyl, 4-nitrophenyl, 2,5-dichlorophenyl, 2-furanyl, 2-thienyl, 3-pyridine or 2-pyridine; or a pharmaceutically acceptable salt thereof.

18. A compound of claim 16 having Formula III.

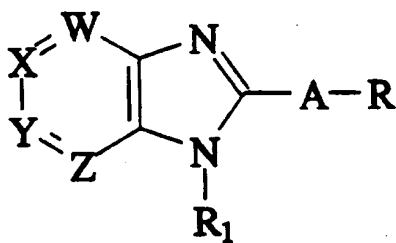
FORMULA III



19. The compound of claim 16 wherein any one of W, X, Y or Z is nitrogen.

20. A method of inhibiting 15-lipoxygenase in a mammal in need thereof comprising administering to the mammal an effective inhibiting amount of a compound of Formula I.

FORMULA I



where W, X, Y and Z can be independently C-R₂,

-73-

C-R₃, C-R₄, C-R₅ or N;
 R₂, R₃, R₄ and R₅ can be independently
 H,
 C₁₋₂₀ alkyl,
 halogen,
 CN,
 nitro,
 -SO₂H,
 -SO₂ lower alkyl of from 1-4 carbon atoms,
 -SO₂NR₆R₇,
 alkoxy of from 1-4 carbon atoms;
 -SH,
 -(CH₂)_nNR₆R₇,
 -N(R₆)C(O)NR₇R₈,
 -N(R₆)C(S)NR₇R₈,
 -N(R₆)(CH₂)_nNR₇R₈,
 -(CH₂)_nCONR₆R₇,
 -(CH₂)_nOR₆,
 -(CH₂)_nCO₂R₆,
 -(CH₂)_nOC(O)R₆, or
 -CF₃;

n is an integer of from 0 to 4;

R₁ can be H or lower alkyl of from 1-4 carbon atoms;

A is a 5 or 6 member heterocyclic ring containing at least one of N, O, or S which is substituted by R and may be substituted by R₁₂ wherein;

R and R₁₂ can be independently R₂ as described above,

cycloalkyl of from 5 to 12 carbon atoms or
 bicyclic ring structure of from 6 to 12 atoms,
 either with up to 3 substituents as R₂,
 mono or polyaryl of from 6 to 10 carbon atoms
 with up to 3 substituents as R₂,

-74-

mono or polyheterocyclic of from 5 to 10 atoms having at least one N, O or S atom and up to 3 substituents as R₂,

additionally, R and R₁₂ when taken together can form

a mono- or bicyclic ring of from 4 to 10 carbon atoms which may be substituted by R₄ or R₅ or an amino group;

R₆, R₇ and R₈ can also be independently hydrogen, saturated (1-12 carbon atoms) or unsaturated (2-12 carbon atoms) hydrocarbon with terminal functionality of -NR₉R₁₀ or nitrogen heterocycle of from 5 to 7 atoms or piperidine with nitrogen or oxygen in position 4 on the ring;

R₉ and R₁₀ can be independently H, alkyl of from 1-4 carbon atoms or benzyl; or

a pharmaceutically acceptable salt thereof.

INTERNATIONAL SEARCH REPORT

International Application No
PCT/US 96/15857

A. CLASSIFICATION OF SUBJECT MATTER
IPC 6 A61K31/425

According to International Patent Classification (IPC) or to both national classification and IPC

B. FIELDS SEARCHED

Minimum documentation searched (classification system followed by classification symbols)
IPC 6 A61K

Documentation searched other than minimum documentation to the extent that such documents are included in the fields searched

Electronic data base consulted during the international search (name of data base and, where practical, search terms used)

C. DOCUMENTS CONSIDERED TO BE RELEVANT

Category	Citation of document, with indication, where appropriate, of the relevant passages	Relevant to claim No.
X	GB 1 191 039 A (SEEMON HAYDEN PINES) 6 May 1970 see column 2, line 18 - line 36 ---	16-18
X	BE 672 520 A (MERCK AND CO. INC.) 22 May 1964 see claim 1 ---	16-18
X	US 3 326 753 A (H.D. BROWN ET AL.) 20 June 1967 see examples 1-6 ---	11,13, 14,16-18
X	US 3 535 331 A (GLAMKOWSKI EDWARD J) 20 October 1970 see column 2, line 60-72 see column 3, line 6 ---	11,13, 14,16-18
	-/--	

Further documents are listed in the continuation of box C.

Patent family members are listed in annex.

* Special categories of cited documents:

- *A* document defining the general state of the art which is not considered to be of particular relevance
- *E* earlier document but published on or after the international filing date
- *L* document which may throw doubts on priority claim(s) or which is cited to establish the publication date of another citation or other special reason (as specified)
- *O* document referring to an oral disclosure, use, exhibition or other means
- *P* document published prior to the international filing date but later than the priority date claimed

- *T* later document published after the international filing date or priority date and not in conflict with the application but cited to understand the principle or theory underlying the invention
- *X* document of particular relevance; the claimed invention cannot be considered novel or cannot be considered to involve an inventive step when the document is taken alone
- *Y* document of particular relevance; the claimed invention cannot be considered to involve an inventive step when the document is combined with one or more other such documents, such combination being obvious to a person skilled in the art.
- *A* document member of the same patent family

Date of the actual completion of the international search

24 January 1997

Date of mailing of the international search report

07.02.97

Name and mailing address of the ISA

European Patent Office, P.B. 5818 Patentlaan 2
NL - 2280 HV Rijswijk
Tel. (+31-70) 340-2040, Tx. 31 651 epo nl,
Fax (+31-70) 340-3016

Authorized officer

Trifilieff-Riolo, S

INTERNATIONAL SEARCH REPORT

International Application No

PCI/US 96/15857

C.(Continuation) DOCUMENTS CONSIDERED TO BE RELEVANT		
Category	Citation of document, with indication, where appropriate, of the relevant passages	Relevant to claim No.
X	CHEMICAL ABSTRACTS, vol. 114, no. 21, 27 May 1991 Columbus, Ohio, US; abstract no. 207259, NISHI ET AL: "preparation of benzothiazoles and benzimidazoles as blood platelet aggregation inhibitors" XP002022862 see abstract & JP 90 306 916 A (KOKAI TOKKYO KOHO) 20 December 1990	11,13, 14,16-18
X	--- CHEMICAL ABSTRACTS, vol. 084, no. 25, 21 June 1976 Columbus, Ohio, US; abstract no. 175142, KUWABARA ET AL: "2-(5-chlor-2-thiazolyl)-benzimidazole as a fungicide" XP002022863 see abstract & JP 07 601 740 A (KOKAI) 8 January 1976	11,13, 14,16-18
X	--- DD 258 814 A (VEB CHEMIEKOMBINAT BITTERFELD) 3 August 1988 see examples 1-5	16-18
X	--- US 3 325 506 A (JONES ET AL) 13 June 1967 see examples	16-18
X	--- CHIM THER, vol. 8, no. 5, 1973, pages 571-573, XP000615838 STREHLKE ET AL: "chemotherapeutische nitroheterocyclen XIV 2-(5-nitro-2-thiazolyl)-benzimidazole und verwandte Verbindungen" p 571, left-hand column, compounds 1 to 4 p 572, table I	11,13, 14,16-18
X	--- AGR. BIOL. CHEM., vol. 36, no. 12, 1972, pages 2213-2221, XP000614058 SUZUKI ET AL: "synthesis of 4-thiazolone derivatives related to firefly oxyluciferin" see page 2214; table I	17,18
X	--- ACTA POL. PHARM, vol. 32, no. 6, 1977, page 651-656 XP000614124 BUKOWSKI: "synthesis of 2-(0-thiazolyl)aldanebenzimidazoles-potent ial anthelmintics" compounds X,XI,XII,XIII, pages 653-654 -----	16-18

INTERNATIONAL SEARCH REPORT

International Application No

PCI/US 96/15857

Patent document cited in search report	Publication date	Patent family member(s)	Publication date
GB-A-1191039	06-05-70	US-A- 3538108	03-11-70
BE-A-672520		NONE	
US-A-3326753	20-06-67	CH-A- 410965 FR-M- 1875 FR-A- 1444662 GB-A- 987069 NL-C- 133760 NL-A- 275175 US-A- 3183239	30-09-66 11-05-65
US-A-3535331	20-10-70	DE-A- 1770913 FR-A- 1589688 GB-A- 1210853	13-01-72 06-04-70 04-11-70
DD-A-258814		NONE	
US-A-3325506	13-06-67	DE-A- 1470087 DE-A- 1468349 DE-A- 1470082 FR-A- 1451220 GB-A- 1088095 NL-C- 135043 NL-A- 6409237 SE-B- 359091 SE-B- 337378 SE-B- 384677	10-07-69 02-07-70 26-03-70 03-12-66 12-04-65 20-08-73 09-08-71 17-05-76

THIS PAGE BLANK (USPTO,